



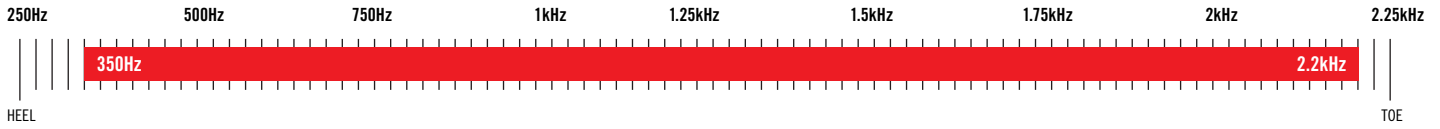
CRY BABY<sup>®</sup> OVERVIEW

cry baby<sup>®</sup>



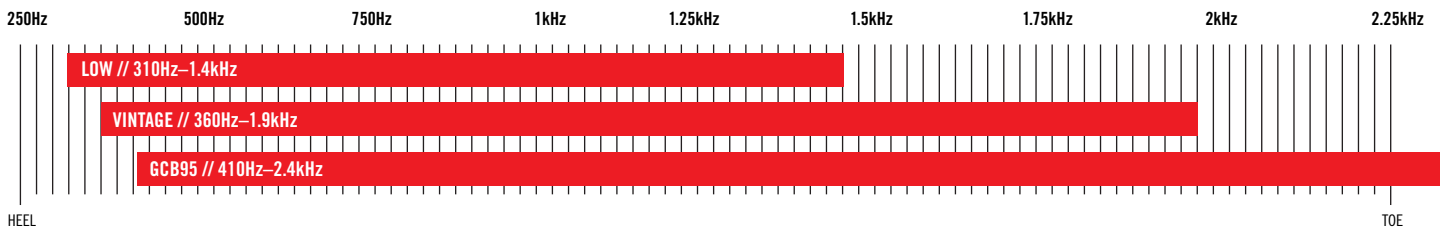
## GCB95 CRY BABY® STANDARD WAH

- For players who want a straight-up no-frills wah
- Aggressive modern sound



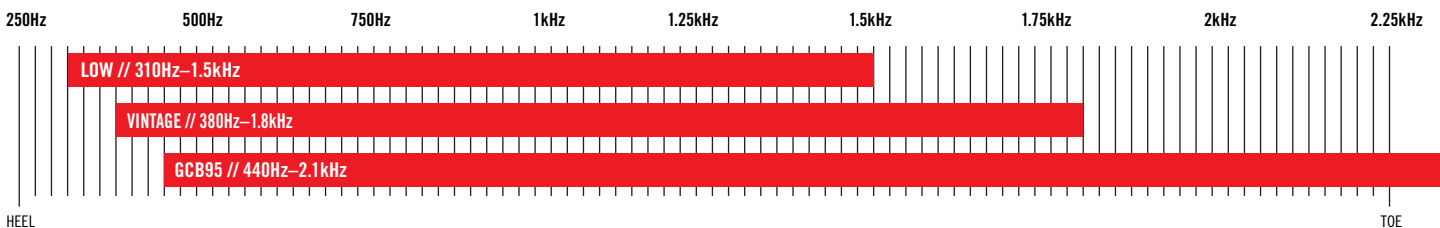
## CBM95 CRY BABY® MINI WAH

- More versatility with half the footprint
- 3 different frequency ranges in a single mini housing
- Perfect for travel boards & cover band gigs
- True bypass



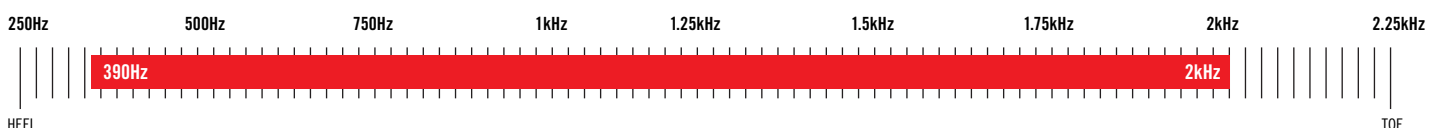
## CBJ95 CRY BABY® JUNIOR WAH

- Designed with Pedaltrain for tight layouts and clean routing of cords
- 8" length for perfect alignment with Metro, Classic, Novo, and Terra Series pedalboards
- Front-mounted input, output, & power jacks
- Switch between high, mid, and low Cry Baby Wah voices
- Convenient on/off status led shows when effect is engaged



## 95Q CRY BABY® 95Q WAH

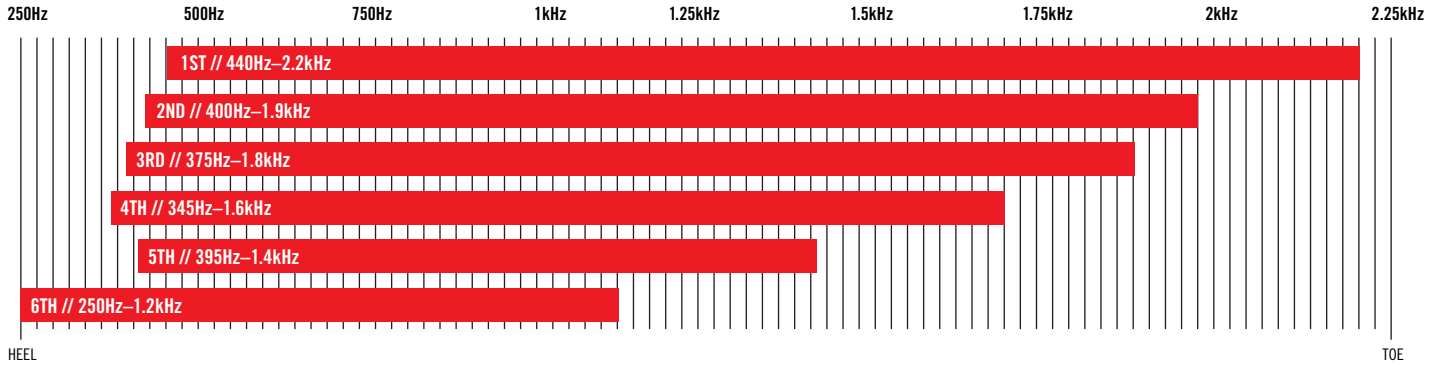
- Provides extra control over the modern, aggressive sound of the GCB95
- Adjustable boost up to +16dB
- Q control shapes effect response from sharp to smooth
- Convenient auto-return switching so you can step in and out of the effect





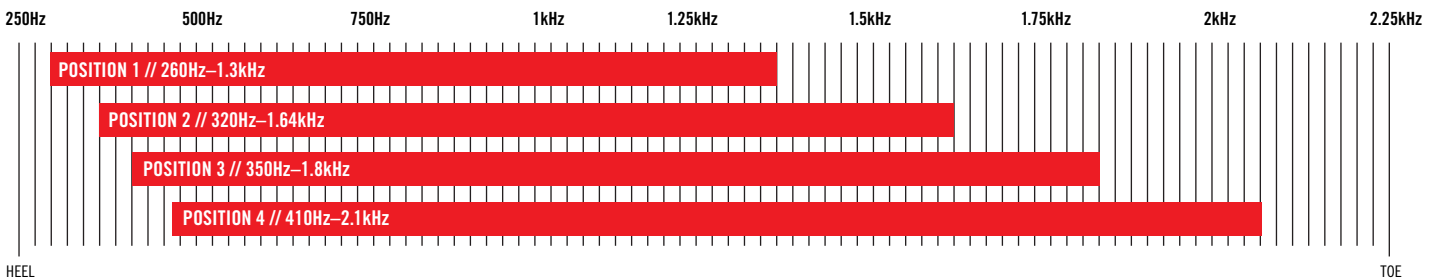
## 535Q CRY BABY® 535Q MULTI-WAH

- Provides control over the most important wah parameters
- Six selectable frequency ranges from bright & aggressive to dark & subtle
- Q control shapes effect response from sharp to smooth
- Switchable boost adjustable up to +16dB
- True bypass



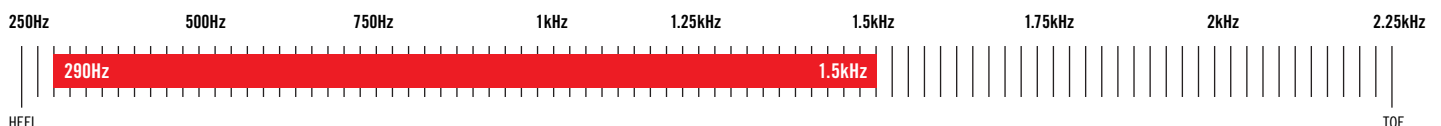
## CBM535Q CRY BABY® MINI 535Q WAH CBM535QAR CRY BABY® MINI 535Q AUTO-RETURN WAH

- The perfect balance of wah control and pedalboard efficiency
- Four different frequency sweep ranges to set your own tonal character
- Adjustable, switchable boost allows you to step out in front of the mix
- Q control shapes effect response from sharp to smooth
- Auto-return switching (CBM535QAR ONLY)



## JH1D CRY BABY® JIMI HENDRIX™ WAH

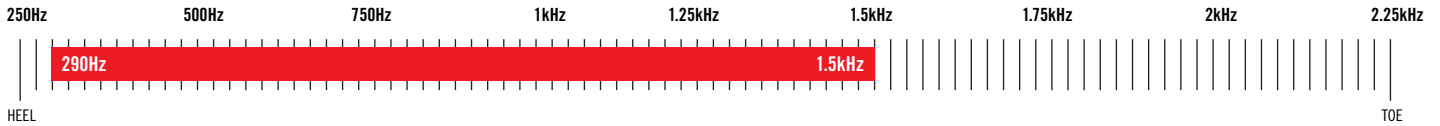
- Recreates the legendary wah sound from classic Jimi Hendrix tracks
- Throaty & expressive voice
- Lightweight aluminum housing





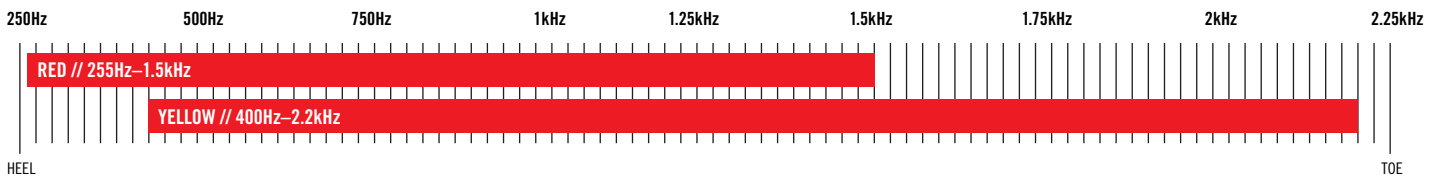
## JHM9 CRY BABY® JIMI HENDRIX™ MINI WAH

- Based on the personal wah pedal used by Jimi Hendrix
- Delivers the throaty, expressive tones heard on numerous hits
- Lightweight aluminum housing with sleek black Italian crinkle finish



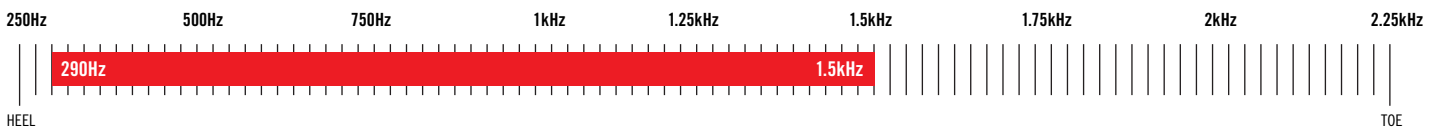
## MC404 CUSTOM AUDIO ELECTRONICS WAH

- Two switchable inductors for a warm, vintage vibe or bright transparency
- Built-in MXR Boost/Line Driver circuit provides adjustable, switchable boost
- Internal Q controls shape the effect response for each inductor
- True bypass



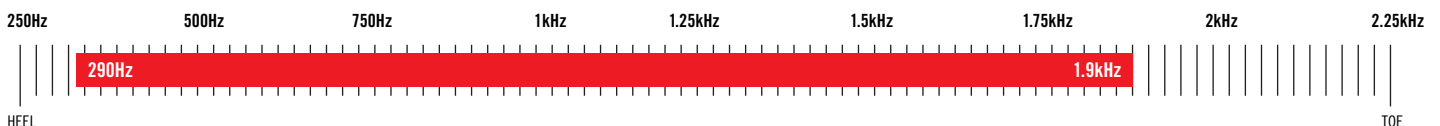
## JB95 CRY BABY® JOE BONAMASSA WAH

- Equipped with improved Halo Inductor design for authentic vintage voice
- Wide, vocal sweep range
- Output buffer prevents impedance imbalance
- Switchable true bypass/buffered bypass operation
- Aluminum housing with copper rocker



## EVH95 CRY BABY® EDDIE VAN HALEN WAH

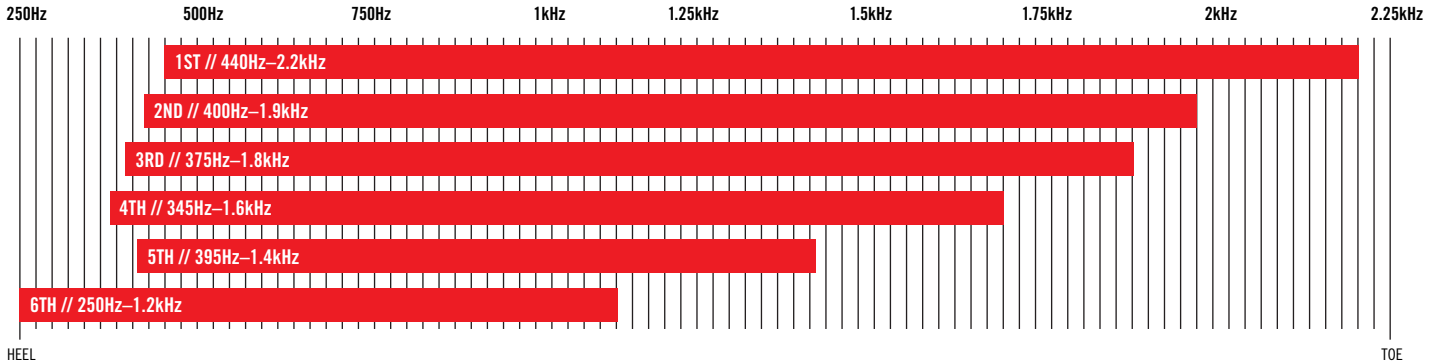
- Based Eddie's customized '90s wah
- Wide sweep with aggressive midrange
- Custom high-Q inductor and pot
- Two on/off status LEDs
- True bypass





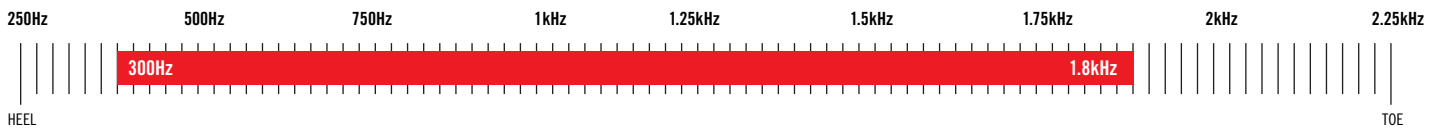
## DB01B DIME® CRY BABY® FROM HELL WAH

- Six selectable frequency ranges from bright & aggressive to dark & subtle
- On/off status LEDs on the back of the pedal
- Additional output for stereo operation
- Q control shapes effect response from sharp to smooth
- Switchable boost adjustable up to +16dB



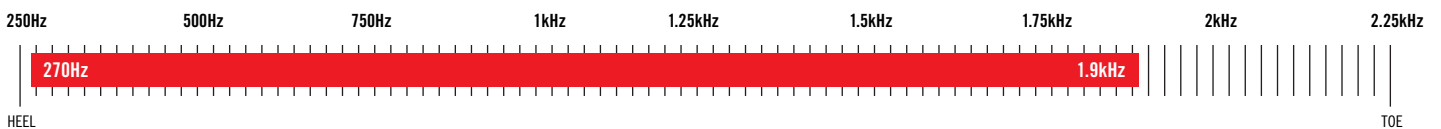
## KH95 CRY BABY® KIRK HAMMETT WAH

- Based on Kirk's Cry Baby Rack Wah settings
- Pronounced midrange wail
- Exceptionally even response from heel to toe
- True bypass



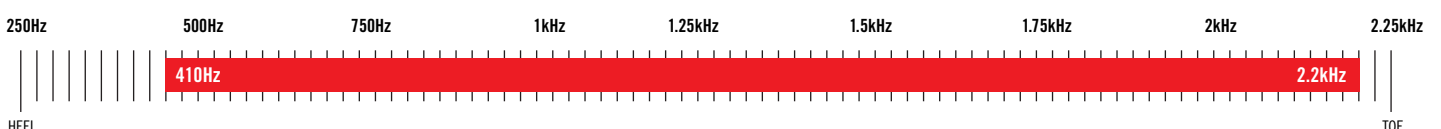
## SW95 CRY BABY® SLASH WAH

- Classic wah tone with switchable high-gain distortion
- Gain and Volume controls to dial in each effect
- LEDs indicate wah and distortion on/off status
- Topside battery access
- True bypass



## CM95 CRY BABY® CLYDE MCCOY® WAH

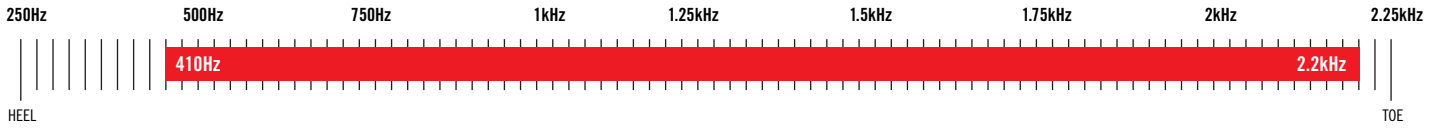
- Based on the original Clyde McCoy Wah
- Equipped with improved Halo Inductor design for authentic vintage voice
- Throaty voice and expressive sweep
- True bypass





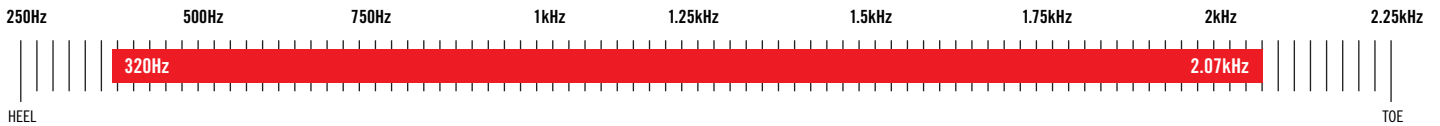
## CM95 CRY BABY® CLYDE MCCOY® WAH

- Based on the original Clyde McCoy Wah
- Equipped with improved Halo Inductor design for authentic vintage voice
- Throaty voice and expressive sweep
- True bypass



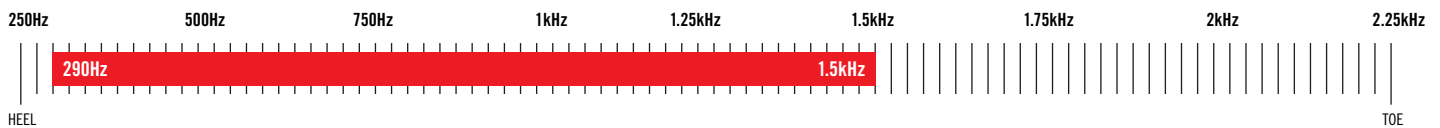
## JC95B CRY BABY® JERRY CANTRELL WAH

- Dark and moody tone with a wide response
- Retains low-end punch
- Fine-Tune knob adjust range of toe-down position from bright to dark



## JP95 CRY BABY® JOHN PETRUCCI WAH

- The Cry Baby Rack Wah in pedal form
- Huge sound with the ultimate expressive range
- Internally adjustable Q and Volume controls
- Internally adjustable six-band EQ for tone-shaping
- True bypass



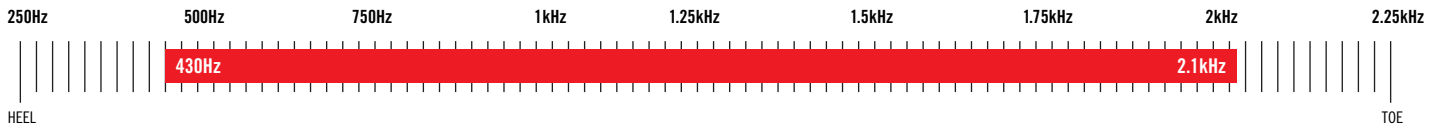
## SC95 CRY BABY® SLASH CLASSIC WAH

- Wide, dynamic sweep range
- Warm, throaty sound
- Two on/off status LEDs
- True bypass



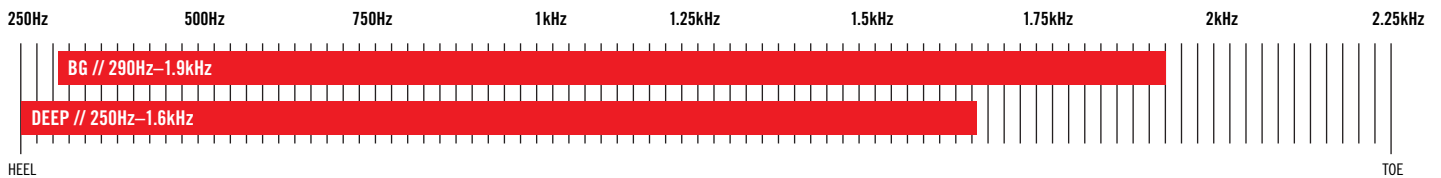
## GCJ95 CRY BABY® GARY CLARK JR. WAH

- Low frequency center provides smooth, warm sound
- Tight sweep range is perfect for percussive, syncopated rhythms
- Classy brushed patina copper housing



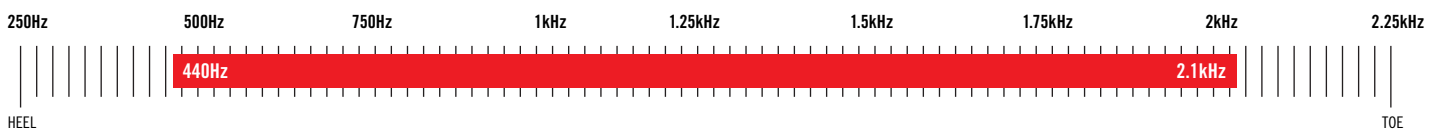
## BG95 CRY BABY® BUDDY GUY WAH

- Two switchable voices: big, throaty growl or warm, bell-like tone
- On/off status LEDs



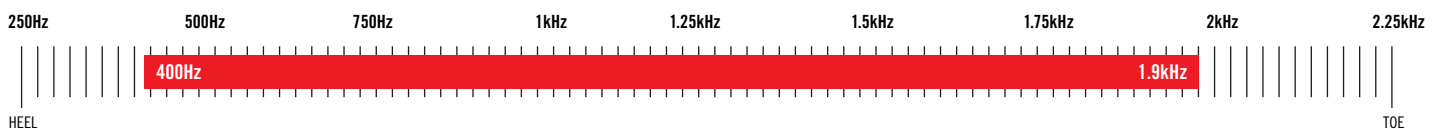
## TBM95 CRY BABY® TOM MORELLO WAH

- The expressive power integral to Tom's sound throughout his career
- Heard on every one of his albums and tours
- Custom finish bearing quotations that highlight the battle for justice



## GZR95 CRY BABY® GEEZER BUTLER WAH

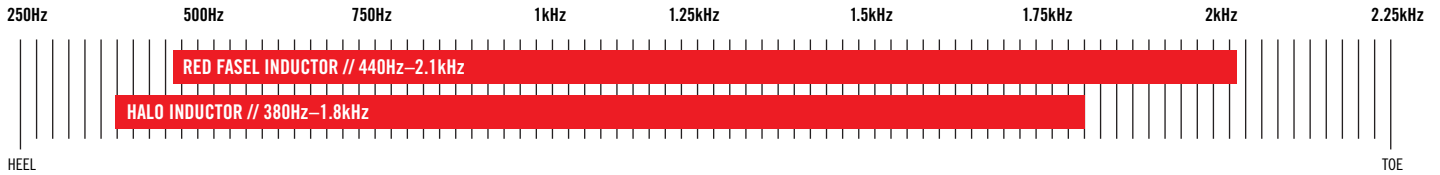
- Designed in collaboration with the first bass player to record with a wah
- Voiced specifically for Geezer's huge and aggressive sound
- Convenient auto-return switching





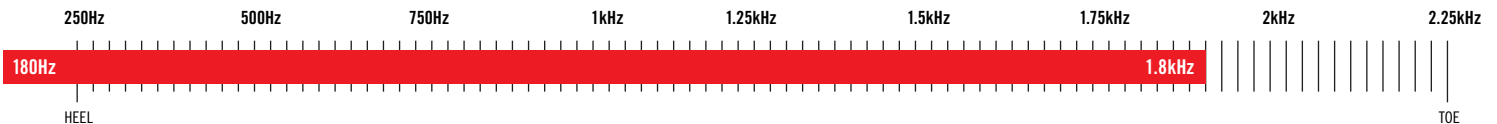
## GCB65 CRY BABY® DUAL-INDUCTOR EDITION WAH

- Combines two iconic wah sounds in a single pedal
- Halo Inductor provides throaty midrange and expressive sweep
- Red Fasel Inductor provides bright clarity and lush harmonics
- Toggle between the two with side kickswitch
- Fine-tune knobs adjust toe-down frequency from bright to dark



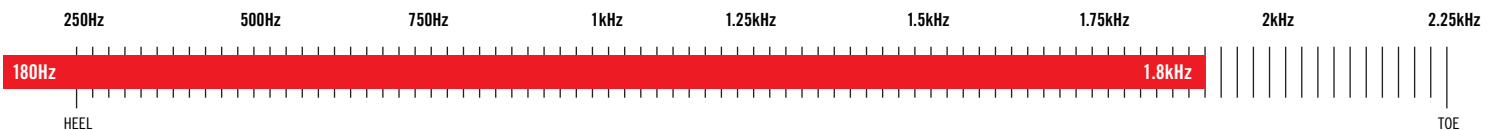
## 105Q CRY BABY® BASS WAH

- Envelope filter circuit in place of inductor
- Applies wah effect to highs and mids while leaving lows thick & full
- Q control lets you set the effect response from sharp to smooth
- Convenient auto-return switching so you can step in and out of the effect
- Adjustable boost up to +16dB



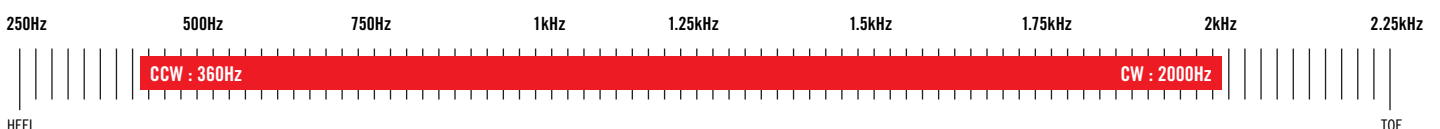
## CBM105Q CRY BABY® BASS MINI WAH

- Envelope filter circuit in place of inductor
- Same low-end-loving sound as the 105Q with half the footprint
- Applies wah effect to highs and mids while leaving lows thick & full
- Q control shapes effect response from sharp to smooth
- Convenient auto-return switching so you can step in and out of the effect
- Adjustable boost up to +16dB



## QZ1 CRY BABY® Q-ZONE™ AUTO-WAH

- Get the sound of a fixed wah without the rocker
- The richly resonant secret weapon sound of many a guitar player
- Simple control interface allows for adjustment of boost, bandpass shape, and frequency center
- Dial in your sound and start playing without worrying about accidentally moving a rocker

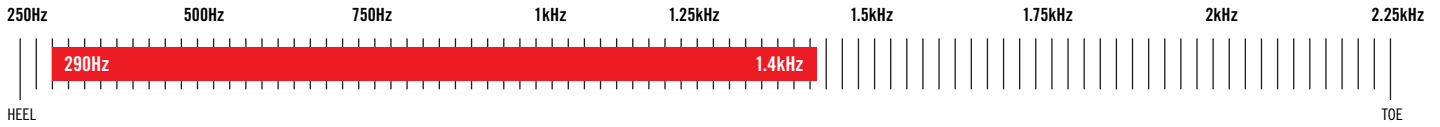






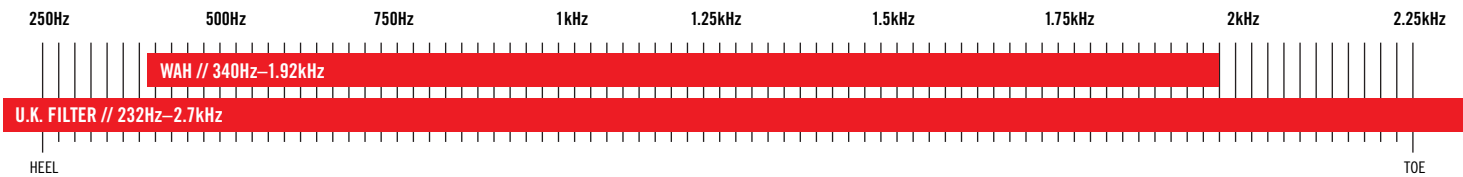
## LN95 LEO NOCENTELLI CRY BABY® MARDI GRAS WAH

- Capture the slick, syrupy tones used by the master of funk
- Special finish in deep purple, flashy gold, and cash-money green
- Custom fleur-de-lis tread
- Lowered frequency range for warm, vocalic vibes



## JCT95 CRY BABY® JUSTIN CHANCELLOR WAH

- Combines three of Justin Chancellor's epic effects into a single pedal
- U.K. Filter mode, inspired by his bass' tone circuit, sounds thick and voice-like
- Modified Cry Baby Wah mode sounds lush and aggressive
- Vintage U.K.-style fuzz that can be paired with either mode or operated independently
- Customize the two rocker modes with Volume and Q controls
- Customize intensity, level, and EQ of fuzz mode



## DD95FW CRY BABY® DAREDEVIL™ FUZZ WAH

- A full palette of raw and aggressive tones from Daredevil Pedals' builder Johnny Wator and the Cry Baby team
- Fuses the expressive voice of a modded Cry Baby with a gnarly custom fuzz circuit
- Heavy-duty baseball bat switch toggles fuzz on and off
- Internal pots control pedal output and fuzz intensity—perfect for instant lead tone
- Vintage crinkle finish base with polished aluminum rocker top and a custom tread
- Hand-built with thru hole components and true bypass switching
- An ode to full-frontal rock 'n' roll

